



MAPLEVIEW ANIMAL HOSPITAL
185 PANTHER DRIVE
HOLLAND, MI 49424

616-399-2140

Account: 83284

Owner: ANSOL
Patient: PETAL
Species: CANINE
Breed: DOXIE
Age: 2Y
Gender: F

1-888-433-9987
Online results at
www.vetconnect.com

Requisition #: C873907
Accession #: R4939998
Order rec'd: 06/20/2006
Ordered by: VELDHOF
Reported: 06/23/2006





HEALTHCHEK PLUS		CHEM 25			
Test	Result	Reference Range	Flag	Bar Graph	
ALK. PHOSPHATASE	44	10 - 150 U/L			
ALT (SGPT)	30	5 - 107 U/L			
AST (SGOT)	18	5 - 55 U/L			
CK	74	10 - 200 U/L			
GGT	5	0 - 14 U/L			
ALBUMIN	2.7	2.5 - 4.0 g/dL			
TOTAL PROTEIN	6.3	5.1 - 7.8 g/dL			
GLOBULIN	3.6	2.1 - 4.5 g/dL			
TOTAL BILIRUBIN	0.0	0.0 - 0.4 mg/dL			
DIRECT BILIRUBIN	0.0	0.0 - 0.1 mg/dL			
BUN	19	7 - 27 mg/dL			
CREATININE	1.2	0.4 - 1.8 mg/dL			
CHOLESTEROL	117	112 - 328 mg/dL			
GLUCOSE	99	60 - 125 mg/dL			
CALCIUM	9.6	8.2 - 12.4 mg/dL			
PHOSPHORUS	3.6	2.1 - 6.3 mg/dL			
TCO2 (BICARBONATE)	20	17 - 24 mEq/L			
CHLORIDE	111	105 - 115 mEq/L			
POTASSIUM	4.3	4.0 - 5.6 mEq/L			
SODIUM	145	141 - 156 mEq/L			
A/G RATIO	0.8	0.7 - 2.1			
B/C RATIO	15.8				
INDIRECT BILIRUBIN	0.0	0 - 0.3 mg/dL			
NA/K RATIO	34	27 - 40			
HEMOLYSIS INDEX	18				
Index of <300 exhibits no clinically significant effect on chemistry values.					
LIPEMIA INDEX	37				
Index of <500 exhibits no significant effect on chemistry values.					
ANION GAP	18	12 - 24 mEq/L			



ANSOL,PETAL
06/23/2006

FINAL REPORT - CONTINUED ON NEXT PAGE
PAGE 1

HEALTHCHEK PLUS		T4		
Test	Result	Reference Range	Flag	Bar Graph
T4	2.0	0.8 - 5.0 ug/dL		
<p>Reference Range:</p> <p><0.8 subnormal</p> <p>0.8-1.5 grey zone</p> <p>1.6-5.0 normal</p> <p>3.0-6.0 desired on supplement</p> <p>Dogs with subnormal T4 results may be hypothyroid or euthyroid sick. Dogs with T4 results in the grey zone may be hypothyroid. In dogs with consistent clinical signs consider adding on a free T4 by Equilibrium Dialysis and endogenous TSH to aid in confirming hypothyroidism. For dogs on thyroid supplement, acceptable 4-6 hour post pill total T4 values will generally fall within the higher end of the reference range and up to 6.0 u/dL.</p>				

HEALTHCHEK PLUS		CBC COMPREHENSIVE		
Test	Result	Reference Range	Flag	Bar Graph
WBC	11.2	5.7 - 16.3 THOUS./uL		
RBC	7.17	5.5 - 8.5 MILLION/uL		
HGB	16.2	12 - 18 g/dL		
HCT	51.9	37 - 55 %		
MCV	72	60 - 77 fL		
MCH	22.7	19.5 - 26.0 pg		
MCHC	31.3	32 - 36 g/dL	L	
NEUTROPHIL SEG	82	60 - 77 %	H	
NEUTROPHIL BANDS	0	0 - 3 %		
LYMPHOCYTES	6	12 - 30 %	L	
MONOCYTES	10	3 - 10 %		
EOSINOPHIL	2	2 - 10 %		
BASOPHIL	0	0 - 1 %		
AUTO PLATELET	474	164 - 510 THOUS./uL		
REMARKS	<p>NO PARASITES SEEN</p> <p>WBC AND RBC MORPHOLOGY APPEARS NORMAL.</p> <p>SLIDE REVIEWED MICROSCOPICALLY.</p>			
ABSOLUTE NEUTROPHIL SEG	9184	3000 - 11500 /uL		
ABSOLUTE NEUTROPHIL BAND	0	0 - 300 /uL		

ABSOLUTE LYMPHOCYTE	672	1000 - 4800 /uL	L	
ABSOLUTE MONOCYTE	1120	150 - 1350 /uL		
ABSOLUTE EOSINOPHIL	224	100 - 1250 /uL		
ABSOLUTE BASOPHIL	0	0 - 100 /uL		

ADD-ON FREE T4 (BY ED)				
Test	Result	Reference Range	Flag	Bar Graph
FREE T4-ed (ng/dL)	3.2	0.7 - 2.5 ng/dL	H	
RESULT VERIFIED BY REPEAT ANALYSIS				
FREE T4-ed (pmol/L)	41.2	9.0 - 32.2 pmol/L	H	



1-888-433-9987

Online results at

www.vetconnect.com

MAPLEVIEW ANIMAL HOSPITAL
185 PANTHER DRIVE
HOLLAND, MI 49424

616-399-2140

Account: 83284

Owner: ANSOL
Patient: PETAL
Species: CANINE
Breed: DACH
Age: 3
Gender: M

Requisition #: C873892
Accession #: R5128206
Order rec'd: 07/06/2006
Ordered by:
Reported: 07/13/2006

FREE T4 (EQUIL. DIALYSIS)				
Test	Result	Reference Range	Flag	Bar Graph
FREE T4-ed (ng/dL)	2.5	0.7 - 2.5 ng/dL		
FREE T4-ed (pmol/L)	32.2	9.0 - 32.2 pmol/L		